


Kogistart

Tag 2

... na alles ok?
Ich heiÙe zwar Kogifax
aber du kannst mich
ruhig Kogi nennen.



Schöpferisches Denken

2

Was ist grün und viereckig ? (Beispiele: Rasen, Wandtafel)

Finde zehn weitere Beispiele:

Was ist weich und essbar? (Banane, Quark, Pudding)

Finde zehn weitere Beispiele:

Was kann man mit einem Roller machen?

(Beispiele: bremsen, schieben,) Suche zehn weitere Beispiele:

Was ist hart und essbar?


(Nüsse, Vollkornbrot) Finde zehn weitere Begriffe:

Was ist nicht essbar und brennt?

(Holz, Kohle, Papier) Finde zehn weitere Beispiele:

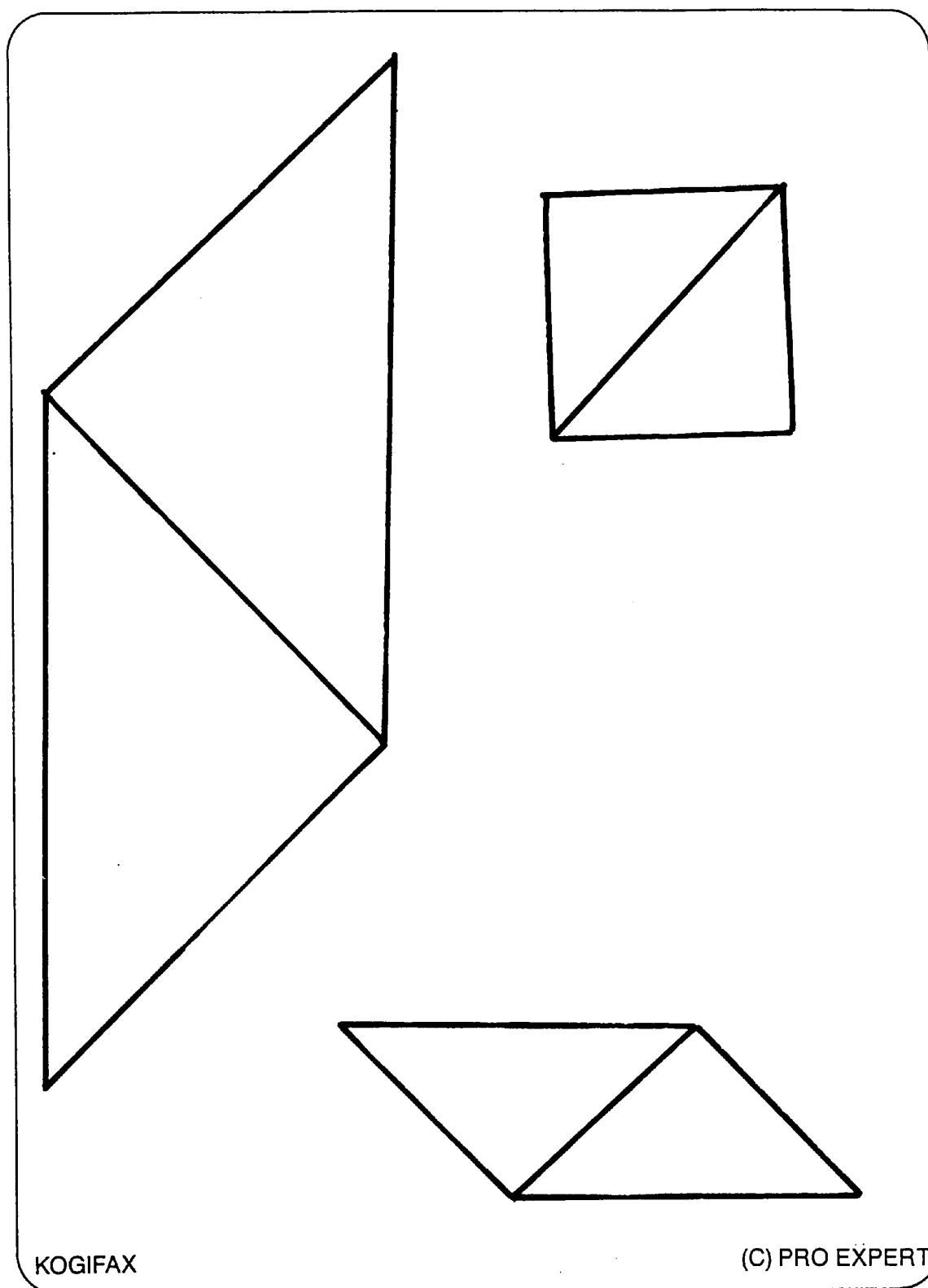
Muster suchen

2



KOGIFAX


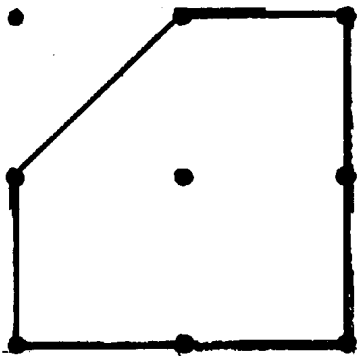
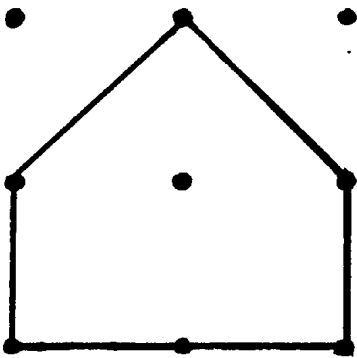
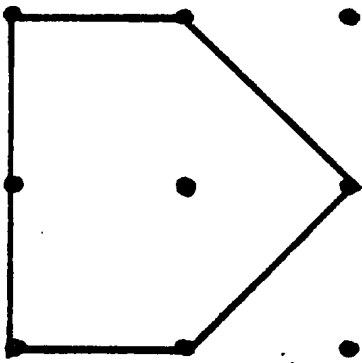


Kombination Auflösung**2**

KOGIFAX

(C) PRO EXPERT

Punkte malen



KOGIFAX

(C) PRO EXPERT

Schreibübung

2

The handwriting practice sheet contains five rows of tracing patterns within a rounded rectangular border. The first three rows consist of a series of overlapping loops. The first row has four loops, the second has three, and the third has five. The fourth row features a single continuous wavy line with three peaks. The fifth row features a single continuous wavy line with two peaks. At the bottom center of the sheet is a simple stick figure with a circular head containing two dots for eyes, and its arms are raised. The text 'KOGIFAX' is located in the bottom left corner, and '(C) PRO EXPERT' is in the bottom right corner.

KOGIFAX

(C) PRO EXPERT